



SISTEMA DE PRESUPUESTO DISTRITAL - PREDIS
SECRETARIA DE HACIENDA - DIRECCION DISTRITAL DE PRESUPUESTO
EJECUCION EL PRESUPUESTO DE RENTAS E INGRESOS

05-02-2018
11:42

ENTIDAD: 001 - FONDO DE DESARROLLO LOCAL DE USAQUEN		UNIDAD EJECUTORA: 01 - UNIDAD EJECUTORA 01		MES: ENERO		VIGENCIA FISCAL: 2018			
RUBRO PRESUPUESTAL		PRESUPUESTO INICIAL	MODIFICACIONES		PRESUPUESTO DEFINITIVO	RECAUDOS		EJECUCION PRESUP. %	SALDO POR RECAUDAR
CODIGO	NOMBRE		MES (N)	ACUMULADO		MES	ACUMULADO		
1	2	3	4	5	6 = 3+4	7	8	9 = 6/6	10 = 6 - 8
1	DISPONIBILIDAD INICIAL	43,536,527,000.00	0.00	0.00	43,536,527,000.00	0.00	0.00	0.00	43,536,527,000.00
2	INGRESOS	40,073,847,000.00	0.00	0.00	40,073,847,000.00	17,323,675.00	17,323,675.00	0.04	40,056,523,325.00
2-1	INGRESOS CORRIENTES	972,000.00	0.00	0.00	972,000.00	5,152,964.00	5,152,964.00	530.14	-4,180,964.00
2-1-2	NO TRIBUTARIOS	972,000.00	0.00	0.00	972,000.00	5,152,964.00	5,152,964.00	530.14	-4,180,964.00
2-1-2-03	Multas	0.00	0.00	0.00	0.00	5,132,582.00	5,132,582.00	0.00	-5,132,582.00
2-1-2-99	Otros Ingresos No Tributarios	972,000.00	0.00	0.00	972,000.00	20,382.00	20,382.00	2.10	951,616.00
2-2	TRANSFERENCIAS	40,055,509,000.00	0.00	0.00	40,055,509,000.00	0.00	0.00	0.00	40,055,509,000.00
2-2-4	ADMINISTRACIÓN CENTRAL	40,055,509,000.00	0.00	0.00	40,055,509,000.00	0.00	0.00	0.00	40,055,509,000.00
2-2-4-05	Participación Ingresos Corrientes del Distrito	40,055,509,000.00	0.00	0.00	40,055,509,000.00	0.00	0.00	0.00	40,055,509,000.00
2-2-4-05-01	Vigencia	40,055,509,000.00	0.00	0.00	40,055,509,000.00	0.00	0.00	0.00	40,055,509,000.00
2-4	RECURSOS DE CAPITAL	17,366,000.00	0.00	0.00	17,366,000.00	12,170,711.00	12,170,711.00	70.08	5,195,289.00
2-4-3	RENDIMIENTOS POR OPERACIONES FINANCIERAS	34,000.00	0.00	0.00	34,000.00	116,563.00	116,563.00	342.83	-82,563.00
2-4-3-02	Rendimientos provenientes de Recursos de Libre Destinación	34,000.00	0.00	0.00	34,000.00	116,563.00	116,563.00	342.83	-82,563.00
2-4-9	Otros recursos de capital	17,332,000.00	0.00	0.00	17,332,000.00	12,054,148.00	12,054,148.00	69.55	5,277,852.00
	TOTAL INGRESOS + DISPONIBILIDAD INICIAL	83,610,374,000.00	0.00	0.00	83,610,374,000.00	17,323,675.00	17,323,675.00	0.02	83,593,050,325.00


MAYDA CECILIA VELASQUEZ RUEDA
 ALCALDESA LOCAL DE USAQUEN
 CC No. 52159146 DE BOGOTA
 Teléfono: 6195088


LUIS ALBERTO CUELLAR SANABRIA
 RESPONSABLE AREA PRESUPUESTO
 CC No. 79417249 DE BOGOTA
 Teléfono: 6375538 6377626 6375246 EXT 12

SISTEMA DE PRESUPUESTO DISTRITAL - PREDIS
EJECUCION PRESUPUESTO
INFORME DE EJECUCION DEL PRESUPUESTO DE GASTOS E INVERSIONES

05-02-2018

11:43

ENTIDAD: 001 - FONDO DE DESARROLLO LOCAL DE USAQUEN		MES: ENERO												
UNIDAD EJECUTORA: 01 - UNIDAD EJECUTORA 01		VIGENCIA FISCAL: 2018												
RUBRO PRESUPUESTAL		APROPIACION						TOTAL COMPROMISOS		EJECUC. PRESUP.		AUTORIZACION DE GIRO		EJECUCION AUTORIZ. GIRO %
CODIGO	NOMBRE	INICIAL	MODIFICACIONES		VIGENTE	SUSPENSION	DISPONIBLE	MES	ACUMULADO	(11-100)	MES	ACUMULADO	(14-130)	
1	2	3	MES	ACUMULADO	6=(3+5)	7	8=(6-7)	9	10	(11-100)	12	13	(14-130)	
3	GASTOS	83,610,374,000.00	0.00	0.00	83,610,374,000.00	0.00	83,610,374,000.00	36,429,716,627.47	36,429,716,627.47	43.57	1,689,899,987.00	1,689,899,987.00	2.02	
3-1	GASTOS DE FUNCIONAMIENTO	2,926,726,000.00	0.00	0.00	2,926,726,000.00	0.00	2,926,726,000.00	643,939,127.47	643,939,127.47	22.00	57,028,794.00	57,028,794.00	1.95	
3-1-2	GASTOS GENERALES	1,751,000,000.00	0.00	0.00	1,751,000,000.00	0.00	1,751,000,000.00	92,000,000.00	92,000,000.00	5.25	9,299,070.00	9,299,070.00	0.53	
3-1-2-01	Adquisición de Bienes	134,500,000.00	0.00	0.00	134,500,000.00	0.00	134,500,000.00	0.00	0.00	0.00	0.00	0.00	0.00	
3-1-2-01-02	Gastos de Computador	42,000,000.00	0.00	0.00	42,000,000.00	0.00	42,000,000.00	0.00	0.00	0.00	0.00	0.00	0.00	
3-1-2-01-03	Combustibles Lubricantes y Llantas	41,500,000.00	0.00	0.00	41,500,000.00	0.00	41,500,000.00	0.00	0.00	0.00	0.00	0.00	0.00	
3-1-2-01-04	Materiales y Suministros	21,000,000.00	0.00	0.00	21,000,000.00	0.00	21,000,000.00	0.00	0.00	0.00	0.00	0.00	0.00	
3-1-2-01-05	Compra de Equipo	30,000,000.00	0.00	0.00	30,000,000.00	0.00	30,000,000.00	0.00	0.00	0.00	0.00	0.00	0.00	
3-1-2-02	Adquisición de Servicios	1,614,500,000.00	0.00	0.00	1,614,500,000.00	0.00	1,614,500,000.00	92,000,000.00	92,000,000.00	5.70	9,299,070.00	9,299,070.00	0.58	
3-1-2-02-01	Arrendamientos	40,000,000.00	0.00	0.00	40,000,000.00	0.00	40,000,000.00	0.00	0.00	0.00	0.00	0.00	0.00	
3-1-2-02-03	Gastos de Transporte y Comunicación	50,000,000.00	0.00	0.00	50,000,000.00	0.00	50,000,000.00	0.00	0.00	0.00	0.00	0.00	0.00	
3-1-2-02-04	Impresos y Publicaciones	60,900,000.00	0.00	0.00	60,900,000.00	0.00	60,900,000.00	0.00	0.00	0.00	0.00	0.00	0.00	
3-1-2-02-05	Mantenimiento y Reparaciones	1,082,600,000.00	0.00	0.00	1,082,600,000.00	0.00	1,082,600,000.00	0.00	0.00	0.00	0.00	0.00	0.00	
3-1-2-02-05-01	Mantenimiento Entidad	1,082,600,000.00	0.00	0.00	1,082,600,000.00	0.00	1,082,600,000.00	0.00	0.00	0.00	0.00	0.00	0.00	
3-1-2-02-05	Seguros	251,000,000.00	0.00	0.00	251,000,000.00	0.00	251,000,000.00	0.00	0.00	0.00	0.00	0.00	0.00	
3-1-2-02-06-01	Seguros Entidad	125,000,000.00	0.00	0.00	125,000,000.00	0.00	125,000,000.00	0.00	0.00	0.00	0.00	0.00	0.00	
3-1-2-02-06-04	Seguros de Vida Ediles	10,000,000.00	0.00	0.00	10,000,000.00	0.00	10,000,000.00	0.00	0.00	0.00	0.00	0.00	0.00	
3-1-2-02-06-05	Seguros de Salud Ediles	116,000,000.00	0.00	0.00	116,000,000.00	0.00	116,000,000.00	0.00	0.00	0.00	0.00	0.00	0.00	
3-1-2-02-08	Servicios Públicos	105,000,000.00	0.00	0.00	105,000,000.00	0.00	105,000,000.00	92,000,000.00	92,000,000.00	87.62	9,299,070.00	9,299,070.00	8.86	
3-1-2-02-08-01	Energía	65,000,000.00	0.00	0.00	65,000,000.00	0.00	65,000,000.00	65,000,000.00	65,000,000.00	100.00	7,074,880.00	7,074,880.00	10.88	
3-1-2-02-08-02	Acueducto y Alcantarillado	10,000,000.00	0.00	0.00	10,000,000.00	0.00	10,000,000.00	0.00	0.00	0.00	0.00	0.00	0.00	
3-1-2-02-08-03	Aseo	3,000,000.00	0.00	0.00	3,000,000.00	0.00	3,000,000.00	0.00	0.00	0.00	0.00	0.00	0.00	
3-1-2-02-08-04	Teléfono	27,000,000.00	0.00	0.00	27,000,000.00	0.00	27,000,000.00	27,000,000.00	27,000,000.00	100.00	2,224,180.00	2,224,180.00	8.24	
3-1-2-02-11	Promoción Institucional	25,000,000.00	0.00	0.00	25,000,000.00	0.00	25,000,000.00	0.00	0.00	0.00	0.00	0.00	0.00	
3-1-2-03	Otros Gastos Generales	2,000,000.00	0.00	0.00	2,000,000.00	0.00	2,000,000.00	0.00	0.00	0.00	0.00	0.00	0.00	
3-1-2-03-02	Impuestos Tasas Contribuciones Derechos y Multas	1,000,000.00	0.00	0.00	1,000,000.00	0.00	1,000,000.00	0.00	0.00	0.00	0.00	0.00	0.00	
3-1-2-03-99	Otros Gastos Generales	1,000,000.00	0.00	0.00	1,000,000.00	0.00	1,000,000.00	0.00	0.00	0.00	0.00	0.00	0.00	
3-1-8	OBLIGACIONES POR PAGAR	1,175,726,000.00	0.00	0.00	1,175,726,000.00	0.00	1,175,726,000.00	551,939,127.47	551,939,127.47	46.94	47,729,724.00	47,729,724.00	4.06	
3-1-8-02	GASTOS GENERALES	1,175,726,000.00	0.00	0.00	1,175,726,000.00	0.00	1,175,726,000.00	551,939,127.47	551,939,127.47	46.94	47,729,724.00	47,729,724.00	4.06	
3-1-8-02-01	Adquisición de Bienes	124,648,000.00	0.00	0.00	124,648,000.00	0.00	124,648,000.00	34,353,406.47	34,353,406.47	27.55	0.00	0.00	0.00	

SISTEMA DE PRESUPUESTO DISTRITAL - PREDIS
EJECUCION PRESUPUESTO
INFORME DE EJECUCION DEL PRESUPUESTO DE GASTOS E INVERSIONES

05-02-2018

11:43

ENTIDAD: 001 - FONDO DE DESARROLLO LOCAL DE USAQUEN		MES: ENERO												
UNIDAD EJECUTORA: 01 - UNIDAD EJECUTORA 01		VIGENCIA FISCAL: 2018												
RUBRO PRESUPUESTAL		APROPIACION						TOTAL COMPROMISOS		EJECUC. PRESUP.		AUTORIZACION DE GIRO		EJECUCION AUTORIZ. GIRO %
CODIGO	NOMBRE	INICIAL	MODIFICACIONES		VIGENTE	SUSPENSION	DISPONIBLE	MES	ACUMULADO	[14-100]	MES	ACUMULADO	[14-100]	
1	2	3	MES	ACUMULADO	6(4+5)	7	8(6+7)	9	10		12	13	(14-13B)	
3-1-8-02-01-02	Gastos de Computador	34,097,000.00	0.00	0.00	34,097,000.00	0.00	34,097,000.00	22,648,367.00	22,648,367.00	66.42	0.00	0.00	0.00	
3-1-8-02-01-03	Combustibles Lubricantes y Llantas	44,500,000.00	0.00	0.00	44,500,000.00	0.00	44,500,000.00	11,705,039.00	11,705,039.00	26.30	0.00	0.00	0.00	
3-1-8-02-01-04	Materiales y Suministros	18,051,000.00	0.00	0.00	18,051,000.00	0.00	18,051,000.00	0.47	0.47	0.00	0.00	0.00	0.00	
3-1-8-02-01-05	Compra de Equipo	28,000,000.00	0.00	0.00	28,000,000.00	0.00	28,000,000.00	0.00	0.00	0.00	0.00	0.00	0.00	
3-1-8-02-02	Adquisición de Servicios	1,051,078,000.00	0.00	0.00	1,051,078,000.00	0.00	1,051,078,000.00	517,585,721.00	517,585,721.00	49.24	47,729,724.00	47,729,724.00	4.54	
3-1-8-02-02-01	Arrendamientos	34,974,000.00	0.00	0.00	34,974,000.00	0.00	34,974,000.00	0.00	0.00	0.00	0.00	0.00	0.00	
3-1-8-02-02-03	Gastos de Transporte y Comunicación	85,369,000.00	0.00	0.00	85,369,000.00	0.00	85,369,000.00	84,950,127.00	84,950,127.00	99.51	0.00	0.00	0.00	
3-1-8-02-02-04	Impresos y Publicaciones	16,000,000.00	0.00	0.00	16,000,000.00	0.00	16,000,000.00	11,262,459.00	11,262,459.00	70.39	0.00	0.00	0.00	
3-1-8-02-02-05	Mantenimiento y Reparaciones	517,482,000.00	0.00	0.00	517,482,000.00	0.00	517,482,000.00	327,414,995.00	327,414,995.00	63.27	43,550,788.00	43,550,788.00	8.42	
3-1-8-02-02-05-0001	Mantenimiento Entidad	517,482,000.00	0.00	0.00	517,482,000.00	0.00	517,482,000.00	327,414,995.00	327,414,995.00	63.27	43,550,788.00	43,550,788.00	8.42	
3-1-8-02-02-06	Seguros	253,729,000.00	0.00	0.00	253,729,000.00	0.00	253,729,000.00	44,695,945.00	44,695,945.00	17.62	4,178,936.00	4,178,936.00	1.65	
3-1-8-02-02-06-0001	Seguros Entidad	122,108,000.00	0.00	0.00	122,108,000.00	0.00	122,108,000.00	44,563,529.00	44,563,529.00	36.50	4,178,936.00	4,178,936.00	3.42	
3-1-8-02-02-06-0004	Seguros de Vida Ediles	24,990,000.00	0.00	0.00	24,990,000.00	0.00	24,990,000.00	10,516.00	10,516.00	0.04	0.00	0.00	0.00	
3-1-8-02-02-06-0005	Seguros de Salud Ediles	106,631,000.00	0.00	0.00	106,631,000.00	0.00	106,631,000.00	121,900.00	121,900.00	0.11	0.00	0.00	0.00	
3-1-8-02-02-08	Servicios Públicos	143,524,000.00	0.00	0.00	143,524,000.00	0.00	143,524,000.00	49,282,195.00	49,282,195.00	34.32	0.00	0.00	0.00	
3-1-8-02-02-08-0001	Energía	55,500,000.00	0.00	0.00	55,500,000.00	0.00	55,500,000.00	17,460.00	17,460.00	0.03	0.00	0.00	0.00	
3-1-8-02-02-08-0002	Acueducto y Alcantarillado	29,000,000.00	0.00	0.00	29,000,000.00	0.00	29,000,000.00	20,082,940.00	20,082,940.00	69.25	0.00	0.00	0.00	
3-1-8-02-02-08-0003	Aseo	12,000,000.00	0.00	0.00	12,000,000.00	0.00	12,000,000.00	9,947,125.00	9,947,125.00	82.89	0.00	0.00	0.00	
3-1-8-02-02-08-0004	Teléfono	47,024,000.00	0.00	0.00	47,024,000.00	0.00	47,024,000.00	19,214,670.00	19,214,670.00	40.86	0.00	0.00	0.00	
3-3	INVERSIÓN	80,683,648,000.00	0.00	0.00	80,683,648,000.00	0.00	80,683,648,000.00	35,785,777,500.00	35,785,777,500.00	44.35	1,632,871,193.00	1,632,871,193.00	2.02	
3-3-1	DIRECTA	38,322,847,000.00	0.00	0.00	38,322,847,000.00	0.00	38,322,847,000.00	5,912,580,000.00	5,912,580,000.00	15.43	114,000,000.00	114,000,000.00	0.30	
3-3-1-15	Bogotá Mejor para todos	38,322,847,000.00	0.00	0.00	38,322,847,000.00	0.00	38,322,847,000.00	5,912,580,000.00	5,912,580,000.00	15.43	114,000,000.00	114,000,000.00	0.30	
3-3-1-15-01	Pilar Igualdad de calidad de vida	6,450,179,000.00	0.00	0.00	6,450,179,000.00	0.00	6,450,179,000.00	977,525,000.00	977,525,000.00	15.16	114,000,000.00	114,000,000.00	1.77	
3-3-1-15-01-02	Desarrollo integral desde la gestación hasta la adolescencia	527,924,000.00	0.00	0.00	527,924,000.00	0.00	527,924,000.00	27,500,000.00	27,500,000.00	5.21	0.00	0.00	0.00	
3-3-1-15-01-02-1383	Jugando por la paz	527,924,000.00	0.00	0.00	527,924,000.00	0.00	527,924,000.00	27,500,000.00	27,500,000.00	5.21	0.00	0.00	0.00	
3-3-1-15-01-03	Igualdad y autonomía para una Bogotá incluyente	2,331,013,000.00	0.00	0.00	2,331,013,000.00	0.00	2,331,013,000.00	625,800,000.00	625,800,000.00	26.85	114,000,000.00	114,000,000.00	4.89	
3-3-1-15-01-03-1566	Entre todos y todas nos cuidamos	614,213,000.00	0.00	0.00	614,213,000.00	0.00	614,213,000.00	27,500,000.00	27,500,000.00	4.48	0.00	0.00	0.00	
3-3-1-15-01-03-1571	Te reconoczo	1,716,800,000.00	0.00	0.00	1,716,800,000.00	0.00	1,716,800,000.00	598,300,000.00	598,300,000.00	34.85	114,000,000.00	114,000,000.00	6.64	
3-3-1-15-01-04	Familias protegidas y adaptadas al cambio climático	924,876,000.00	0.00	0.00	924,876,000.00	0.00	924,876,000.00	169,675,000.00	169,675,000.00	18.35	0.00	0.00	0.00	
3-3-1-15-01-04-1576	Edificando vidas	924,876,000.00	0.00	0.00	924,876,000.00	0.00	924,876,000.00	169,675,000.00	169,675,000.00	18.35	0.00	0.00	0.00	
3-3-1-15-01-07	Inclusión educativa para la equidad	511,366,000.00	0.00	0.00	511,366,000.00	0.00	511,366,000.00	27,500,000.00	27,500,000.00	5.38	0.00	0.00	0.00	

41

SISTEMA DE PRESUPUESTO DISTRITAL - PREDIS
EJECUCION PRESUPUESTO
INFORME DE EJECUCION DEL PRESUPUESTO DE GASTOS E INVERSIONES

05-02-2018
11:43

ENTIDAD: 001 - FONDO DE DESARROLLO LOCAL DE USAQUEN		MES: ENERO												
UNIDAD EJECUTORA: 01 - UNIDAD EJECUTORA 01		VIGENCIA FISCAL: 2018												
RUBRO PRESUPUESTAL		APROPIACION						TOTAL COMPROMISOS		EJECUC. PRESUP.		AUTORIZACION DE GIRO		EJECUCION AUTORIZ. GIRO %
CODIGO	NOMBRE	INICIAL	MODIFICACIONES		VIGENTE	SUSPENSION	DISPONIBLE	MES	ACUMULADO	(11=10/6)	MES	ACUMULADO	(11=13/6)	
1	2	3	4	5	6=(3+5)	7	8=(6-7)	9	10	(11=10/6)	12	13	(14=13/6)	
3-3-1-15-01-07-1565	Inclusión educativa para la paz	511,366,000.00	0.00	0.00	511,366,000.00	0.00	511,366,000.00	27,500,000.00	27,500,000.00	5.38	0.00	0.00	0.00	
3-3-1-15-01-11	Mejores oportunidades para el desarrollo a través de la cultura, la recreación y el deporte	2,155,000,000.00	0.00	0.00	2,155,000,000.00	0.00	2,155,000,000.00	127,050,000.00	127,050,000.00	5.90	0.00	0.00	0.00	
3-3-1-15-01-11-1570	Equidad en la cultura, recreación y deporte	2,155,000,000.00	0.00	0.00	2,155,000,000.00	0.00	2,155,000,000.00	127,050,000.00	127,050,000.00	5.90	0.00	0.00	0.00	
3-3-1-15-02	Pilar Democracia urbana	19,588,873,000.00	0.00	0.00	19,588,873,000.00	0.00	19,588,873,000.00	770,655,000.00	770,655,000.00	3.93	0.00	0.00	0.00	
3-3-1-15-02-15	Recuperación, incorporación, vida urbana y control de la ilegalidad	500,000,000.00	0.00	0.00	500,000,000.00	0.00	500,000,000.00	112,200,000.00	112,200,000.00	22.44	0.00	0.00	0.00	
3-3-1-15-02-15-1568	Legalizate	500,000,000.00	0.00	0.00	500,000,000.00	0.00	500,000,000.00	112,200,000.00	112,200,000.00	22.44	0.00	0.00	0.00	
3-3-1-15-02-17	Espacio público, derecho de todos	3,702,285,000.00	0.00	0.00	3,702,285,000.00	0.00	3,702,285,000.00	157,700,000.00	157,700,000.00	4.26	0.00	0.00	0.00	
3-3-1-15-02-17-1567	Parque para ti, para mí, para todos	3,702,285,000.00	0.00	0.00	3,702,285,000.00	0.00	3,702,285,000.00	157,700,000.00	157,700,000.00	4.26	0.00	0.00	0.00	
3-3-1-15-02-18	Mejor movilidad para todos	15,386,588,000.00	0.00	0.00	15,386,588,000.00	0.00	15,386,588,000.00	500,755,000.00	500,755,000.00	3.25	0.00	0.00	0.00	
3-3-1-15-02-18-1572	Reparchando ando	15,386,588,000.00	0.00	0.00	15,386,588,000.00	0.00	15,386,588,000.00	500,755,000.00	500,755,000.00	3.25	0.00	0.00	0.00	
3-3-1-15-03	Pilar Construcción de comunidad y cultura ciudadana	3,639,891,000.00	0.00	0.00	3,639,891,000.00	0.00	3,639,891,000.00	595,420,000.00	595,420,000.00	16.39	0.00	0.00	0.00	
3-3-1-15-03-19	Seguridad y convivencia para todos	2,839,891,000.00	0.00	0.00	2,839,891,000.00	0.00	2,839,891,000.00	483,615,000.00	483,615,000.00	17.03	0.00	0.00	0.00	
3-3-1-15-03-19-1569	Usaquén tu casa segura	2,839,891,000.00	0.00	0.00	2,839,891,000.00	0.00	2,839,891,000.00	483,615,000.00	483,615,000.00	17.03	0.00	0.00	0.00	
3-3-1-15-03-20	Fortalecimiento del Sistema de Protección Integral a Mujeres Víctimas de Violencia - SOFIA	800,000,000.00	0.00	0.00	800,000,000.00	0.00	800,000,000.00	112,805,000.00	112,805,000.00	14.10	0.00	0.00	0.00	
3-3-1-15-03-20-1577	Usaca, mariposa violeta	800,000,000.00	0.00	0.00	800,000,000.00	0.00	800,000,000.00	112,805,000.00	112,805,000.00	14.10	0.00	0.00	0.00	
3-3-1-15-06	Eje transversal Sostenibilidad ambiental basada en la eficiencia energética	574,213,000.00	0.00	0.00	574,213,000.00	0.00	574,213,000.00	106,425,000.00	106,425,000.00	18.53	0.00	0.00	0.00	
3-3-1-15-06-38	Recuperación y manejo de la Estructura Ecológica Principal	574,213,000.00	0.00	0.00	574,213,000.00	0.00	574,213,000.00	106,425,000.00	106,425,000.00	18.53	0.00	0.00	0.00	
3-3-1-15-06-38-1575	Todos somos guardabosques de ciudad	574,213,000.00	0.00	0.00	574,213,000.00	0.00	574,213,000.00	106,425,000.00	106,425,000.00	18.53	0.00	0.00	0.00	
3-3-1-15-07	Eje transversal Gobierno legítimo, fortalecimiento local y eficiencia	8,069,691,000.00	0.00	0.00	8,069,691,000.00	0.00	8,069,691,000.00	3,461,555,000.00	3,461,555,000.00	42.90	0.00	0.00	0.00	
3-3-1-15-07-45	Gobernanza e influencia local, regional e internacional	8,069,691,000.00	0.00	0.00	8,069,691,000.00	0.00	8,069,691,000.00	3,461,555,000.00	3,461,555,000.00	42.90	0.00	0.00	0.00	
3-3-1-15-07-45-1573	Tejedores de sociedad	915,956,000.00	0.00	0.00	915,956,000.00	0.00	915,956,000.00	255,530,000.00	255,530,000.00	27.90	0.00	0.00	0.00	
3-3-1-15-07-45-1574	Buen gobierno para todos	7,153,735,000.00	0.00	0.00	7,153,735,000.00	0.00	7,153,735,000.00	3,206,025,000.00	3,206,025,000.00	44.82	0.00	0.00	0.00	
3-3-6	OBLIGACIONES POR PAGAR	42,360,801,000.00	0.00	0.00	42,360,801,000.00	0.00	42,360,801,000.00	29,873,197,500.00	29,873,197,500.00	70.52	1,518,871,193.00	1,518,871,193.00	3.59	
3-3-6-15	Bogotá Mejor para todos	33,726,480,625.00	0.00	0.00	33,726,480,625.00	0.00	33,726,480,625.00	22,274,488,721.00	22,274,488,721.00	66.04	164,694,299.00	164,694,299.00	0.49	
3-3-6-15-01	Pilar Igualdad de calidad de vida	3,267,013,840.00	0.00	0.00	3,267,013,840.00	0.00	3,267,013,840.00	1,730,554,636.00	1,730,554,636.00	52.97	5,000,000.00	5,000,000.00	0.15	

SISTEMA DE PRESUPUESTO DISTRITAL - PREDIS
EJECUCION PRESUPUESTO
INFORME DE EJECUCION DEL PRESUPUESTO DE GASTOS E INVERSIONES

05-02-2018


11:43

ENTIDAD: 001 - FONDO DE DESARROLLO LOCAL DE USAQUEN		MES: ENERO												
UNIDAD EJECUTORA: 01 - UNIDAD EJECUTORA 01		VIGENCIA FISCAL: 2018												
RUBRO PRESUPUESTAL		APROPIACION						TOTAL COMPROMISOS		EJECUC. PRESUP.		AUTORIZACION DE ORO		EJECUCION AUTORIZ. ORO %
CODIGO 1	NOMBRE 2	INICIAL 3	MODIFICACIONES		VIGENTE P(2+5)	SUSPENSION 7	DISPONIBLE P(6-7)	MES 9	ACUMULADO 10	[11+10]E	MES 12	ACUMULADO 13	[14+13]E	
			MES 4	ACUMULADO 5										
3-3-6-15-01-03	Igualdad y autonomía para una Bogotá Incluyente	1,913,809,840.00	0.00	0.00	1,913,809,840.00	0.00	1,913,809,840.00	464,839,723.00	464,839,723.00	24.29	0.00	0.00	0.00	
3-3-6-15-01-03-1566	Entre todos y todas nos cuidamos	447,029,840.00	0.00	0.00	447,029,840.00	0.00	447,029,840.00	447,029,840.00	447,029,840.00	100.00	0.00	0.00	0.00	
3-3-6-15-01-03-1571	Ta reconozco	1,466,780,000.00	0.00	0.00	1,466,780,000.00	0.00	1,466,780,000.00	17,809,883.00	17,809,883.00	1.21	0.00	0.00	0.00	
3-3-6-15-01-04	Familias protegidas y adaptadas al cambio climático	43,600,000.00	0.00	0.00	43,600,000.00	0.00	43,600,000.00	7,078,000.00	7,078,000.00	16.23	2,250,000.00	2,250,000.00	5.16	
3-3-6-15-01-04-1576	Familias protegidas y adaptadas al cambio climático	43,600,000.00	0.00	0.00	43,600,000.00	0.00	43,600,000.00	7,078,000.00	7,078,000.00	16.23	2,250,000.00	2,250,000.00	5.16	
3-3-6-15-01-11	Mejores oportunidades para el desarrollo a través de la cultura, la recreación y el deporte	1,309,604,000.00	0.00	0.00	1,309,604,000.00	0.00	1,309,604,000.00	1,258,636,913.00	1,258,636,913.00	96.11	2,750,000.00	2,750,000.00	0.21	
3-3-6-15-01-11-1570	Equidad en la cultura, recreación y deporte	1,309,604,000.00	0.00	0.00	1,309,604,000.00	0.00	1,309,604,000.00	1,258,636,913.00	1,258,636,913.00	96.11	2,750,000.00	2,750,000.00	0.21	
3-3-6-15-02	Pilar Democracia Urbana	19,464,080,076.00	0.00	0.00	19,464,080,076.00	0.00	19,464,080,076.00	18,537,979,711.00	18,537,979,711.00	95.24	9,850,000.00	9,850,000.00	0.05	
3-3-6-15-02-17	Espacio público, derecho de todos	6,000,000.00	0.00	0.00	6,000,000.00	0.00	6,000,000.00	5,578,000.00	5,578,000.00	92.97	2,250,000.00	2,250,000.00	37.50	
3-3-6-15-02-17-1567	Parque para ti, para mí, para todos	6,000,000.00	0.00	0.00	6,000,000.00	0.00	6,000,000.00	5,578,000.00	5,578,000.00	92.97	2,250,000.00	2,250,000.00	37.50	
3-3-6-15-02-18	Mejor movilidad para todos	19,458,080,076.00	0.00	0.00	19,458,080,076.00	0.00	19,458,080,076.00	18,532,401,711.00	18,532,401,711.00	95.24	7,600,000.00	7,600,000.00	0.04	
3-3-6-15-02-18-1572	Reparchando ando	19,458,080,076.00	0.00	0.00	19,458,080,076.00	0.00	19,458,080,076.00	18,532,401,711.00	18,532,401,711.00	95.24	7,600,000.00	7,600,000.00	0.04	
3-3-6-15-03	Pilar Construcción de comunidad y cultura ciudadana	700,000,000.00	0.00	0.00	700,000,000.00	0.00	700,000,000.00	85,543,546.00	85,543,546.00	12.22	30,974,500.00	30,974,500.00	4.42	
3-3-6-15-03-19	Seguridad y convivencia para todos	550,000,000.00	0.00	0.00	550,000,000.00	0.00	550,000,000.00	73,636,979.00	73,636,979.00	13.39	26,085,500.00	26,085,500.00	4.74	
3-3-6-15-03-19-1569	Usaquén tu casa segura	550,000,000.00	0.00	0.00	550,000,000.00	0.00	550,000,000.00	73,636,979.00	73,636,979.00	13.39	26,085,500.00	26,085,500.00	4.74	
3-3-6-15-03-20	Fortalecimiento del Sistema de Protección Integral a Mujeres Víctimas de Violencia - SOFIA	150,000,000.00	0.00	0.00	150,000,000.00	0.00	150,000,000.00	11,906,567.00	11,906,567.00	7.94	4,889,000.00	4,889,000.00	3.26	
3-3-6-15-03-20-1577	Usaca, mariposa violeta	150,000,000.00	0.00	0.00	150,000,000.00	0.00	150,000,000.00	11,906,567.00	11,906,567.00	7.94	4,889,000.00	4,889,000.00	3.26	
3-3-6-15-06	Eje transversal Sostenibilidad ambiental basada en la eficiencia energética	447,700,000.00	0.00	0.00	447,700,000.00	0.00	447,700,000.00	286,728,370.00	286,728,370.00	64.04	2,750,000.00	2,750,000.00	0.61	
3-3-6-15-06-38	Recuperación y manejo de la Estructura Ecológica Principal	447,700,000.00	0.00	0.00	447,700,000.00	0.00	447,700,000.00	286,728,370.00	286,728,370.00	64.04	2,750,000.00	2,750,000.00	0.61	
3-3-6-15-06-38-1575	Todos somos guardabosques de ciudad	447,700,000.00	0.00	0.00	447,700,000.00	0.00	447,700,000.00	286,728,370.00	286,728,370.00	64.04	2,750,000.00	2,750,000.00	0.61	
3-3-6-15-07	Eje transversal Gobierno legítimo, fortalecimiento local y eficiencia	9,847,886,709.00	0.00	0.00	9,847,886,709.00	0.00	9,847,886,709.00	1,633,682,458.00	1,633,682,458.00	16.59	116,119,799.00	116,119,799.00	1.18	
3-3-6-15-07-45	Gobernanza e influencia local, regional e Internacional	9,847,886,709.00	0.00	0.00	9,847,886,709.00	0.00	9,847,886,709.00	1,633,682,458.00	1,633,682,458.00	16.59	116,119,799.00	116,119,799.00	1.18	
3-3-6-15-07-45-1573	Tejedores de sociedad	419,958,174.00	0.00	0.00	419,958,174.00	0.00	419,958,174.00	10,607,811.00	10,607,811.00	2.53	2,139,000.00	2,139,000.00	0.51	
3-3-6-15-07-45-1574	Buen gobierno para todos	9,427,728,535.00	0.00	0.00	9,427,728,535.00	0.00	9,427,728,535.00	1,623,074,647.00	1,623,074,647.00	17.22	113,980,799.00	113,980,799.00	1.21	

SISTEMA DE PRESUPUESTO DISTRITAL - PREDIS
EJECUCION PRESUPUESTO
INFORME DE EJECUCION DEL PRESUPUESTO DE GASTOS E INVERSIONES

05-02-2018
11:43

ENTIDAD: 001 - FONDO DE DESARROLLO LOCAL DE USAQUEN		MES: ENERO											
UNIDAD EJECUTORA: 01 - UNIDAD EJECUTORA 01		VIGENCIA FISCAL: 2018											
RUBRO PRESUPUESTAL		APROPIACION						TOTAL COMPROMISOS		EJECUC. PRESUP.	AUTORIZACION DE GIRO		EJECUCION AUTORIZ. GIRO %
CODIGO 1	NOMBRE 2	INICIAL 3	MODIFICACIONES		VIGENTE 6*(3+5)	SUSPENSION 7	DISPONIBLE 8*(6-7)	MES 9	ACUMULADO 10	(11*(10/9))	MES 12	ACUMULADO 13	(14*(13/12))
			MES 4	ACUMULADO 5									
3-3-6-90	OBLIGACIONES POR PAGAR VIGENCIAS ANTERIORES	6,634,320,375.00	0.00	0.00	6,634,320,375.00	0.00	6,634,320,375.00	7,598,708,779.00	7,598,708,779.00	88.01	1,354,176,894.00	1,354,176,894.00	15.68
4	DISPONIBILIDAD FINAL	0.00	0.00	0.00	0.00	0.00	0.00	0.00	0.00	0.00	0.00	0.00	0.00
	TOTAL GASTOS + DISPONIBILIDAD FINAL	63,610,374,000.00	0.00	0.00	63,610,374,000.00	0.00	63,610,374,000.00	36,429,716,627.47	36,429,716,627.47	43.87	1,689,899,987.00	1,689,899,987.00	2.02


 MAYDA CECILIA VELASQUEZ RUEDA
 ALCALDESA LOCAL DE USAQUEN
 CC No. 52159146 DE BOGOTA
 Teléfono: 6195088


 LUIS ALBERTO CUELLAR SANABRIA
 RESPONSABLE AREA PRESUPUESTO
 CC No. 79417249 DE BOGOTA
 Teléfono: 6375536 6377626 6375246 EXT 12